





District Health Assessment for Multiple District 330 through June 2025

		Clubs							Membership							Member Strength		Cancellation		Reports			Finance	Leadership			
District Name	Status/ Number of Months in Status *	Active Clubs	Clubs in Status Quo	Total Clubs	% Status Quo Clubs in Financial Suspension	New Clubs	Cancelled Clubs	YTD Net Club Gain/ Loss	Current Members In Active Clubs	Current Members In Status Quo Clubs	Current Total Members Count	YTD Add	YTD Drop	YTD NetGrowth (includes Active and Status Quo)	YTD NetGrowth% (includes Active and Status Quo)	Member Count 12 Months Ago	Average Member Count Per Club	% of Clubs with less than 20 members	Average Cancelled Club Age	Members Lost Due to Cancelled Clubs	% of Clubs Reporting Service	% No MMR in 3 Months	% No Officer Report in 12 months	% of Clubs with balance 90+ days	Number of Zone Chairs Recorded	Number of Region Chairs Recorded	District Officers Vacancies **
330 A		177	0	177	0%	2	6	-4	4275	0	4275	488	883	-395	-8.46%	4,671	24	49%	31	78	59%	28%	1%	1%	31	14	
330 B		136	0	136	0%	2	2	0	3313	0	3313	400	366	34	1.04%	3,279	24	43%	57	19	61%	22%	0%	4%	31	11	
330 C		65	0	65	0%	2	3	-1	1498	0	1498	243	239	4	0.27%	1,494	23	51%	42	53	52%	25%	0%	0%	12	0	
		378	0	378	0%	6	11	-5	9086	0	9086	1131	1488	-357	-3.78%	9,444	24	47%	38	150	59%	25%	1%	2%	74	25	




District Health Assessment for Multiple District 331 through June 2025

		Clubs							Membership							Member Strength		Cancellation		Reports			Finance	Leadership			
District Name	Status/ Number of Months in Status *	Active Clubs	Clubs in Status Quo	Total Clubs	% Status Quo Clubs in Financial Suspension	New Clubs	Cancelled Clubs	YTD Net Club Gain/Loss	Current Members In Active Clubs	Current Members In Status Quo Clubs	Current Total Members Count	YTD Add	YTD Drop	YTD NetGrowth (includes Active and Status Quo)	YTD NetGrowth% (includes Active and Status Quo)	Member Count 12 Months Ago	Average Member Count Per Club	% of Clubs with less than 20 members	Average Cancelled Club Age	Members Lost Due to Cancelled Clubs	% of Clubs Reporting Service	% No MMR in 3 Months	% No Officer Report in 12 months	% of Clubs with balance 90+ days	Number of Zone Chairs Recorded	Number of Region Chairs Recorded	District Officers Vacancies **
331 A		68	0	68	0%	0	2	-2	2281	0	2281	263	323	-60	-2.56%	2,341	34	24%	45	32	81%	10%	0%	0%	12	0	
331 B		66	0	66	0%	0	3	-3	1816	0	1816	114	195	-81	-4.27%	1,897	28	39%	50	56	53%	24%	0%	6%	11	0	
331 C		42	0	42	0%	0	1	-1	1388	0	1388	105	193	-88	-5.96%	1,476	33	19%	58	34	74%	17%	0%	0%	9	0	
		176	0	176	0%	0	6	-6	5485	0	5485	482	711	-229	-4.01%	5,714	31	28%	50	122	69%	17%	0%	2%	32	0	




District Health Assessment for Multiple District 332 through June 2025

		Clubs							Membership							Member Strength		Cancellation		Reports			Finance	Leadership			
District Name	Status/ Number of Months in Status *	Active Clubs	Clubs in Status Quo	Total Clubs	% Status Quo Clubs in Financial Suspension	New Clubs	Cancelled Clubs	YTD Net Club Gain/Loss	Current Members In Active Clubs	Current Members In Status Quo Clubs	Current Total Members Count	YTD Add	YTD Drop	YTD NetGrowth (includes Active and Status Quo)	YTD NetGrowth% (includes Active and Status Quo)	Member Count 12 Months Ago	Average Member Count Per Club	% of Clubs with less than 20 members	Average Cancelled Club Age	Members Lost Due to Cancelled Clubs	% of Clubs Reporting Service	% No MMR in 3 Months	% No Officer Report in 12 months	% of Clubs with balance 90+ days	Number of Zone Chairs Recorded	Number of Region Chairs Recorded	District Officers Vacancies **
332 A		63	0	63	0%	3	2	1	1977	0	1977	226	195	31	1.59%	1,946	31	25%	51	41	51%	24%	0%	2%	11	5	
332 B		49	0	49	0%	1	2	-1	1705	0	1705	108	229	-121	-6.63%	1,826	35	20%	47	36	78%	8%	0%	2%	10	0	
332 C		55	0	55	0%	0	0	0	1455	0	1455	110	140	-30	-2.02%	1,493	26	40%	0	0	55%	24%	4%	7%	9	0	
332 D		64	0	64	0%	0	2	-2	2009	0	2009	200	232	-32	-1.57%	2,040	31	19%	47	14	100%	28%	0%	6%	12	0	
332 E		48	0	48	0%	0	0	0	1525	0	1525	97	144	-47	-2.99%	1,572	32	19%	0	0	63%	10%	0%	2%	10	0	2nd VDG
332 F	T(20)	42	0	42	0%	0	2	-2	1062	0	1062	63	154	-91	-7.89%	1,153	25	45%	35	23	43%	31%	33%	7%	8	0	
		321	0	321	0%	4	8	-4	9733	0	9733	804	1094	-290	-2.89%	10,030	30	27%	45	114	66%	21%	5%	4%	60	5	



District Health Assessment for Multiple District 333 through June 2025

		Clubs							Membership							Member Strength		Cancellation		Reports			Finance	Leadership			
District Name	Status/ Number of Months in Status *	Active Clubs	Clubs in Status Quo	Total Clubs	% Status Quo Clubs in Financial Suspension	New Clubs	Cancelled Clubs	YTD Net Club Gain/Loss	Current Members In Active Clubs	Current Members In Status Quo Clubs	Current Total Members Count	YTD Add	YTD Drop	YTD NetGrowth (includes Active and Status Quo)	YTD NetGrowth% (includes Active and Status Quo)	Member Count 12 Months Ago	Average Member Count Per Club	% of Clubs with less than 20 members	Average Cancelled Club Age	Members Lost Due to Cancelled Clubs	% of Clubs Reporting Service	% No MMR in 3 Months	% No Officer Report in 12 months	% of Clubs with balance 90+ days	Number of Zone Chairs Recorded	Number of Region Chairs Recorded	District Officers Vacancies **
333 A	T(7)	70	0	70	0%	1	0	1	2714	0	2714	347	241	106	4.06%	2,608	39	20%	0	0	90%	9%	4%	3%	12	0	
333 B		47	0	47	0%	1	0	1	1121	0	1121	130	364	-234	-17.27%	1,355	24	49%	0	0	70%	21%	0%	11%	7	0	
333 C		96	0	96	0%	0	7	-7	2479	0	2479	223	406	-183	-6.87%	2,662	26	36%	38	60	88%	22%	0%	3%	39	0	
333 D		42	0	42	0%	0	4	-4	1555	0	1555	125	292	-167	-9.70%	1,722	37	19%	34	64	100%	19%	0%	0%	8	0	DG
333 E		77	0	77	0%	0	2	-2	3384	0	3384	273	552	-279	-7.62%	3,663	44	19%	43	37	100%	6%	0%	0%	14	0	
		332	0	332	0%	2	13	-11	11253	0	11253	1098	1855	-757	-6.30%	12,010	34	29%	38	161	90%	15%	1%	3%	80	0	

* - District Status: P - Provisional, T - Transitional.
** - District Officers Vacancies: DG - District Governor, 1st VDG - First Vice District Governor, 2nd VDG - Second Vice District Governor.